


Let's have a dance party

Remember Edison's infrared light sensors? These sensors let Edison detect obstacles. We can also use these sensors to have two Edison robots talk to each other!



Let's make a program with EdBlocks that tells your Edison robot to do a dance when it receives a message.


Your teacher will use an Edison to send out a message. Your program needs to wait to receive that message, then have Edison start dancing.

When the message goes out, the dance party will start!

What to do with EdBlocks

Your teacher will set up a program on their Edison robot that is going to send out a pink envelope message.

Your teacher's program will look like the one below.



Your program needs to tell your Edison to start dancing once the pink envelope is received.

Using the EdBlocks app, create a program with your own dance routine for Edison. Use turns, LED lights, and sounds to make it really special.

What to do with Edison

Download your program to Edison. Now it's time to dance!

As a group, have everyone get their robot ready by pressing the play (triangle) buttons.

Once the robots receive the pink message, each robot will start to dance.

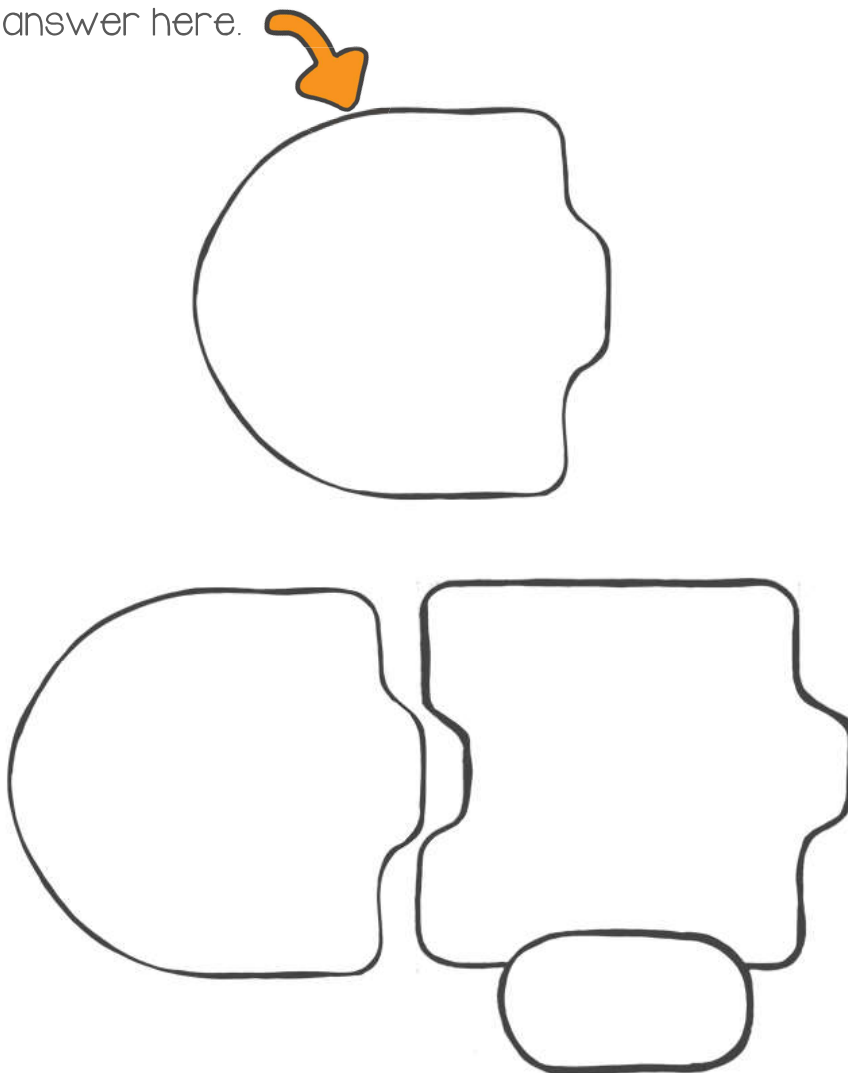
It's party time!



Find the answer

1. There are two ways to have Edison receive the pink message. Look at EdBlocks and find them both.

Draw your answer here.



2. What does your dance routine program look like?
Take a screen shot of your program and print it out for your teacher.

