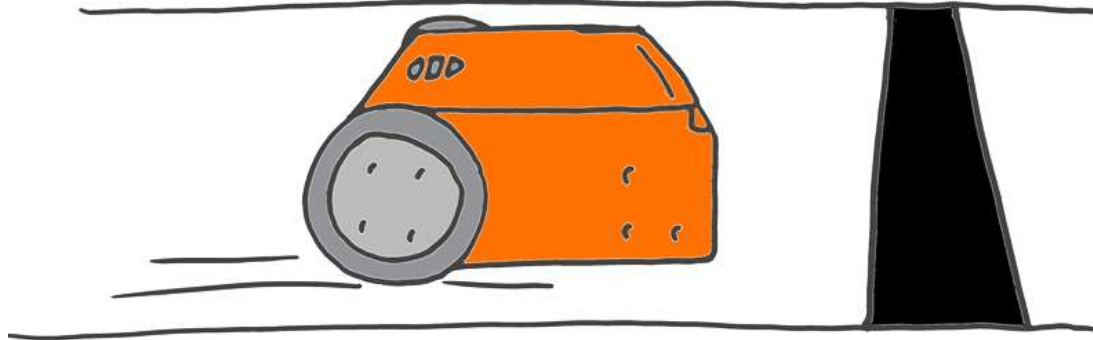


Let's stop at a black line

Edison's tracking sensor is the sensor that lets Edison see the difference between dark and light surfaces. We can use this sensor in many ways using EdBlocks.

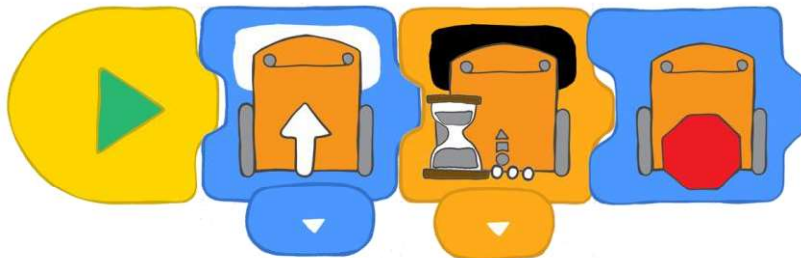
This time, let's make a program that uses the tracking sensor to tell Edison to stop driving on a black surface.



What to do with EdBlocks

Go to the EdBlocks app online at www.edblocksapp.com

Using the EdBlocks app, arrange the blocks into the program below.



What does the program do?




The first block tells Edison to drive forward on a white surface. The second block tells Edison to wait until a black surface is detected. When a black surface is detected, the program moves to the third block, which tells Edison to stop.

What to do with Edison

Download the program to Edison. Put Edison on the white part of the track on the next page, pointing towards the black line. Run the program by pressing the play (triangle) button.

Did Edison stop?

Now try again, but point Edison at one of the coloured lines. What happens?



Find the answer

1. Did Edison stop at the red line?

2. Did Edison stop at the blue line?

3. Did Edison stop at the green line?

4. Which colour do you think is best to get Edison to stop? Why do you think that it is the best?

